


**JCTC Faculty Survey- Spring 2008**  
**81 started survey**  
**Total completed survey: 67 (82.7%)**

1. What campus library are you affiliated with?			
		Response Percent	Response Count
Downtown		63.0%	51
Southwest		22.2%	18
Shelby		4.9%	4
Carrollton		3.7%	3
Technical		6.2%	5
	<i>answered question</i>		<b>81</b>
	<i>skipped question</i>		<b>0</b>
2. What is your program or department?			
			Response Count
		 view	81
	<i>answered question</i>		<b>81</b>
See Excel spreadsheet	<i>skipped question</i>		<b>0</b>

JCTC Faculty Survey- Spring 2008  
 81 started survey  
 Total completed survey: 67 (82.7%)

3. What is your faculty rank?			
		Response Percent	Response Count
Tenure eligible faculty		74.1%	60
Adjunct or temporary faculty		25.9%	21
<i>answered question</i>			<b>81</b>
<i>skipped question</i>			<b>0</b>

Show this Page Only

4. I regularly visit the JCTC Library's web page ( <a href="http://www.jefferson.kctcs.edu/divisions/libraries/">http://www.jefferson.kctcs.edu/divisions/libraries/</a> ) to search for information.			
		Response Percent	Response Count
Daily		3.7%	3
Weekly		21.0%	17
Monthly		18.5%	15
Once a semester		32.1%	26
Never		24.7%	20

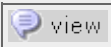
JCTC Faculty Survey- Spring 2008  
 81 started survey  
 Total completed survey: 67 (82.7%)

4. I regularly visit the JCTC Library's web page (<http://www.jefferson.kctcs.edu/divisions/libraries/>) to search for information.

	<i>answered question</i>	<b>81</b>
	<i>skipped question</i>	<b>0</b>

5. Using the library/learning resource center is an essential component of the community college experience for my students.

	Response Percent	Response Count
<b>Strongly agree</b>	43.2%	35
Agree	38.3%	31
Disagree	13.6%	11
Strongly disagree	4.9%	4



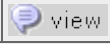
Other (please specify)

7


	<i>answered question</i>	<b>81</b>
--	--------------------------	-----------

<b>See Excel Spreadsheet for additional answers</b>	<i>skipped question</i>	<b>0</b>
---	-------------------------	----------

**JCTC Faculty Survey- Spring 2008**  
**81 started survey**  
**Total completed survey: 67 (82.7%)**

<b>6. Please rate the following library/learning resource center collections based on the content available for your class assignments?</b>						
	<b>Excellent</b>	<b>Very good</b>	<b>Adequate</b>	<b>Inadequate</b>	<b>Poor</b>	<b>Response Count</b>
Book and eBooks collection	13.3% (10)	32.0% (24)	<b>45.3% (34)</b>	6.7% (5)	2.7% (2)	75
Audiovisual media (e.g. VHS, DVD, CD-ROMS) collection	14.7% (11)	26.7% (20)	<b>38.7% (29)</b>	14.7% (11)	5.3% (4)	75
Online electronic periodical databases	21.3% (16)	<b>41.3% (31)</b>	22.7% (17)	10.7% (8)	4.0% (3)	75
 Other (please specify)						7
<b>See Excel Spreadsheet for additional answers</b>	<i>answered question</i>					<b>75</b>
	<i>skipped question</i>					<b>6</b>

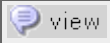
**JCTC Faculty Survey- Spring 2008**  
**81 started survey**  
**Total completed survey: 67 (82.7%)**

<b>7. How frequently have you assigned the following resources of the library/learning resource center for class assignments?</b>						
	<b>Weekly</b>	<b>4 times a semester</b>	<b>3-4 times a semester</b>	<b>1-2 times a semester</b>	<b>Never</b>	<b>Response Count</b>
Print Collections (books, journals, course reserves and audiovisual)	8.0% (6)	12.0% (9)	18.7% (14)	28.0% (21)	<b>33.3% (25)</b>	75
Electronic books (e.g. eBrary & NetLibrary)	2.7% (2)	5.3% (4)	9.3% (7)	17.3% (13)	<b>65.3% (49)</b>	75
Physical facilities (e.g. eClassroom, Seminar rooms)	6.7% (5)	6.7% (5)	5.3% (4)	32.0% (24)	<b>49.3% (37)</b>	75
Electronic databases (online articles)	10.7% (8)	13.3% (10)	14.7% (11)	21.3% (16)	<b>40.0% (30)</b>	75
Assistance from librarians or library staff	9.3% (7)	17.3% (13)	16.0% (12)	<b>30.7% (23)</b>	28.0% (21)	75
				 <a href="#">view</a>	Other (please specify)	3
<b>See Excel Spreadsheet for additional answers</b>	<b>answered question</b>					<b>75</b>
	<b>skipped question</b>					<b>6</b>

Show this Page Only

JCTC Faculty Survey- Spring 2008  
 81 started survey  
 Total completed survey: 67 (82.7%)

**8. My students regularly find information resources in the library collection that meet the research and information requirements for my course assignments.**

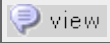
		Response Percent	Response Count
Strongly agree		26.5%	18
<b>Agree</b>		<b>54.4%</b>	37
Disagree		11.8%	8
Strongly disagree		7.4%	5
 Other (please specify)			6
<b>See Excel Spreadsheet for additional answers</b>	<i>answered question</i>		<b>68</b>
	<i>skipped question</i>		<b>13</b>

JCTC Faculty Survey- Spring 2008  
 81 started survey  
 Total completed survey: 67 (82.7%)

9. Do you regularly schedule library instruction sessions for your students during the semester?			
		Response Percent	Response Count
Yes		41.2%	28
<b>No</b>		<b>58.8%</b>	40
<i>answered question</i>			<b>68</b>
<i>skipped question</i>			<b>13</b>

10. If you answered "yes" to the above question, are your students better equipped to do research for your class assignments after the library session/s?			
		Response Percent	Response Count
Strongly agree		17.6%	12
<b>Agree</b>		<b>50.0%</b>	34
Disagree		11.8%	8
Strongly disagree		2.9%	2
If disagree or strongly disagree: Please tell us why.		17.6%	12

**JCTC Faculty Survey- Spring 2008**  
**81 started survey**  
**Total completed survey: 67 (82.7%)**

10. If you answered "yes" to the above question, are your students better equipped to do research for your class assignments after the library session/s?		
	 Other (please specify)	19
<b>See Excel Spreadsheet for additional answers</b>	<i>answered question</i>	68
	<i>skipped question</i>	13